

Junior Infants Core Learning: Tuesday 5th - Friday 8th May 2020

Hi everyone,

We hope you enjoyed Active Week last week! We are very excited to hear which class had the most active hours. Thank you, and well done to each and every one of you who have participated or have sent in photos or work over the last number of weeks. It is a very difficult time for us all, and we appreciate everyone's situation is different.

Each week, we are setting **core learning activities** for you to do. This work *should* be completed to the best of your ability and shared with us using the form on your class webpage by the end of the week. You can add a little note or comment about your work and how you are getting on if you wish.

Holly's class:

<http://www.firhouseetns.ie/junior-infants-holly-2019-2020.html>

Bláithín class:

<http://www.firhouseetns.ie/junior-infants-blaacuteithiacuten-2019--2020.html>

This Friday, 8th of May, during the school Zoom assembly we will be announcing the class level winners who have completed the most amount of active hours during Active Home Week! As well as that, we will be holding a jersey day that day. This means that you can wear any jersey you have to our school assembly to celebrate the end of Active Home Week. It doesn't matter what kind of sports top you wear to our Zoom assembly! If you don't have one, you can wear blue for Dublin, or green for Ireland, just a suggestion.

Very best wishes to you and your families,
Bláithín and Holly.

Here are some additional activities which you may wish to complete, but please remember these are optional and are sent as a support rather than core work.

Optional...	
Scavenger hunt	<ul style="list-style-type: none"> There is a scavenger hunt attached at the end of this pdf, if you want to get busy and see what you can find!
P.E.	<ul style="list-style-type: none"> P.E. at 9am each day - Joe Wicks (Youtube: P.E. with Joe)
Audiobook David Walliams	<ul style="list-style-type: none"> Each day at 11am a short audiobook by David Walliams will be released - https://www.worldofdavidwalliams.com/elevenses/
Borrow Box (online library)	<ul style="list-style-type: none"> Children can listen to audiobooks and read ebooks online using this app. Sign up at Libraries Ireland and you'll be able to log in to the BorrowBox app and you can download children's books that you normally would borrow from the library.
Dabledoo (Music)	<ul style="list-style-type: none"> Parents can sign up for free for one month. It contains music content for kids which includes radio shows, singalongs and games linked to the school curriculum https://dabledoomusic.com/p/parents-subscription-full-access/?product_id=1122889&coupon_code=FREEMONTH
Art Zone	<ul style="list-style-type: none"> Art Zone are running free classes online through their Facebook page every Tuesday and Friday @ 12pm on www.facebook.com/artzone.ie
StudyLadder	<ul style="list-style-type: none"> Your child has an account with studyladder and is able to do three activities each day for free. If you are unsure of the log in details, you can let us know using the form on the class webpage
Ramadan	<p>Ramadan is beginning on the 24th April and is running until 23rd May. If you want to find out more about this, there is a nice powerpoint available on twinkl.</p> <ul style="list-style-type: none"> https://www.twinkl.ie/resource/t-t-2547163-eyfs-all-about-ramadan-powerpoint . <p>It would be a great time to learn some facts about Ramadan and share them with somebody in your home.</p> <p>Other Ramadan resources:</p> <ul style="list-style-type: none"> Rameena's Ramadan: a story about a girl and her experience of Ramadan: https://www.twinkl.ie/resource/rameenas-ramadan-ebook-t-or-1353 Ramadan trace and colour https://www.twinkl.ie/resource/us-a-218-ramadan-trace-and-color-activity-sheets

English	
Topic	Activities
<p><i>Story</i></p> <p>'The Pig in the Pond' - Martin Wadell</p>	<ul style="list-style-type: none"> ● Listen to the story 'The Pig in the Pond' ● https://www.youtube.com/watch?v=eLsNWcqOO5Y&t=59s ● When familiar with the story, retell in your own words. ● Every story has different parts or components - a problem, a solution, characters and settings. Discuss the story with your child. <ul style="list-style-type: none"> ○ What was the main problem in this story? ○ How was the problem resolved? How did the story work out? ○ Who are the main characters in the story? ○ Where was the story set? ● There are lots of words in the story that when you say them, they make a sound. Example: "SPLASH". Can you find two other words in the story that make a sound when you say them? ● Go on a tricky word hunt throughout the story. Count how many times you hear the tricky words 'go' and 'went'. ● Make up and write a silly sentence "the pig is...". ● Draw a picture to illustrate your silly sentence and submit the picture on our class page on the website. ● Refer to 'supporting reading' document for more ideas - http://www.firhouseetns.ie/junior-infants.html
<p><i>Phonics</i></p> <p>Revise ai, j, oa, ie, ee, or</p> <p>Sample words: aim, rain, sail, pain, tail, jog, jam, jet, job, jug, boat, goat, soap, road, loaf, pie, tie, lie, bee, see, seed, need, feet, deep, heel, or, for, sort, torn, horn,</p> <p>More challenging words:</p> <p>raindrops, grain, aid, roam, cloak, steel, lord, fried, green, snore, popcorn</p>	<p>We are revising the fourth set of sounds. 10 minutes of practise each day is perfect, but do whatever amount works for you and your family.</p> <p>Daily practise</p> <ul style="list-style-type: none"> ● Point at each sound - his name is 'j' and he says 'juh' ● Do the action and sing the song <ul style="list-style-type: none"> ○ Songs can be found online - 'jolly phonics ai song' ● The other sounds this week are digraphs. That means there are two letters, but together they make one sound. ● Ai = ayy, oa = oh, ie = eye ● A nice rhyme for remembering this is '<i>when two vowels go walking, the first one does the talking and he says his name</i>'. This may be helpful, but we are also aware that the children may not yet be able to identify which letters are vowels. ● Ask your child to think of words that have the sound <ul style="list-style-type: none"> ○ Say two words - ask your child to identify which word has the sound ○ Don't just use words that start with the sound - it can be in the middle or at the end too. <p>Phonics worksheet</p> <ul style="list-style-type: none"> ● Children draw a picture of something that has each sound. ● Children write each sound underneath their picture. ● There is a template at the end of this document, but you are welcome to create your own. <p>Optional phonics related activities you can also do at home:</p> <ul style="list-style-type: none"> ● Sounding out words - refer to list for some examples, or think

	<p>of your own! They can be real words or nonsense words.</p> <ul style="list-style-type: none"> • Practise writing the sounds - use as many different colours as you can or practice making the letters in a bowl of rice, flour, sand, shaving foam, playdough, etc - anything you can think of! • Watch Alphablocks, and see if you can spot the sounds we're working on this week. • Refer to supporting phonics document for more ideas - http://www.firhouseetns.ie/junior-infants.html <p>If you would like to use an online resource, the following link can be helpful: https://slp.cjfallon.ie/</p> <ol style="list-style-type: none"> 1. Click 'activity book b 2. Click unit 2 - the park 3. Choose a vowel digraph and an activity
--	---

Gaeilge

<p>Exercise (achlíoht) trí Ghaeilge</p>	<ul style="list-style-type: none"> • Do 10@10 at least one day this week - choose 'Gaeilge' https://rtejr.rte.ie/10at10/
---	--

<p>Bréagáin - toys</p> <p>**We recommend using a browser which allows adobe flash** Please let us know if it does not work for you.</p>	<ul style="list-style-type: none"> • Éist agus abair - Listen and Say • http://sraith.pdsttechnologyineducation.ie/Sraith_34_2014_v1/player.html • Tarraing pictiúr - Draw a picture of each gaeilge word • Scríobh abairt - Is maith liom (I like.....). <table border="1" data-bbox="596 1081 1251 1675"> <thead> <tr> <th>Gaeilge</th> <th>Sounds like..</th> <th>English</th> </tr> </thead> <tbody> <tr> <td>teidí</td> <td>teddy</td> <td>teddy</td> </tr> <tr> <td>bábóg</td> <td>baw-bowg</td> <td>doll</td> </tr> <tr> <td>liathróid</td> <td>lea-rowd</td> <td>ball</td> </tr> <tr> <td>balún</td> <td>balloon</td> <td>balloon</td> </tr> <tr> <td>druma</td> <td>druma</td> <td>drums</td> </tr> <tr> <td>capall</td> <td>cap-ul</td> <td>horse</td> </tr> <tr> <td>traein</td> <td>train</td> <td>train</td> </tr> <tr> <td>carr</td> <td>cor</td> <td>car</td> </tr> </tbody> </table> <ul style="list-style-type: none"> • Faigh na bréagáin i do theach! • Find the toys in your home! 	Gaeilge	Sounds like..	English	teidí	teddy	teddy	bábóg	baw-bowg	doll	liathróid	lea-rowd	ball	balún	balloon	balloon	druma	druma	drums	capall	cap-ul	horse	traein	train	train	carr	cor	car
Gaeilge	Sounds like..	English																										
teidí	teddy	teddy																										
bábóg	baw-bowg	doll																										
liathróid	lea-rowd	ball																										
balún	balloon	balloon																										
druma	druma	drums																										
capall	cap-ul	horse																										
traein	train	train																										
carr	cor	car																										

<p>Optional</p>	<p>https://www.cula4.com/en/</p> <ul style="list-style-type: none"> • Watch one episode as Gaeilge
-----------------	---

Maths	
Topic	Activities
Number 4	<ul style="list-style-type: none"> • Make some sets of 4 • Find some sets of 4 around your home - four cushions, four plates, four shoes, etc. • Write the story of number 4: <ul style="list-style-type: none"> ○ 4 and (+) 0 makes (=) 4 ○ 3 and 1 makes 4 ○ 2 and 2 makes 4 ○ 1 and 1 and 1 and 1 makes 4 ○ 1 and 1 and 2 makes 4 ○ 0 and 4 makes 4 ○ 1 and 3 makes 4 ○ 3 and 1 makes 4 • Can you show the number story of 4? You could use lego or blocks for this, or you could practise by putting food onto plates e.g. first plate has one apple, second plate has three apples, how many apples altogether? What other household objects could you use? • Practise writing the number 4: do this in pencil, crayon, make a rainbow one, do some sensory writing: in rice, shaving foam, flour, make out of playdough. • Use the number formation rhyme: <i>Down and across and down some more, that's the way you make a four.</i> • Online resource which is nice for daily practise, if you wish: https://ie.ixl.com/standards/maths/jr-infants
<p>Money</p> <p>Recognising 1 cent, 2 cent and 5 cent coins</p> <p>Understanding that a 2 cent coin is worth two 1 cent coins</p>	<ul style="list-style-type: none"> • If you have 1c, 2c, or 5c coins at home, it would be helpful for the children to look at them in detail. • What do you notice about the 1c, 2c, and 5c coins? Which coin is the largest, which coin is the smallest? Is it smooth or rough? What colour are they? What pictures can you see? How are they the same/different? • Look at the back of the coin, what do you notice? If there is a picture of the harp at the back, that means that the coin is Irish. • If there is a different picture on the back of the coin, that means it's from a different country in the EU. • If you have two 1c coins, that means you have 2c, because 1c and 1c makes 2c. • Linked below is a worksheet: In each box there is a different number of 1c coins, ask your child to count the coins and add it up to ___ cent. E.g. There are 3 1c coins in the box, which means there is 3 cent in the box.

ai

ai

j

j

oa

oa

ie

ie

ee






ee

or

or

Money worksheet

How many cents are in each box? Count and add the number of cents in each box, and write the number of cents in the answer boxes to the right.

	C
	
	
	
<p>Challenge box</p> 	

Scavenger hunt this week:



Rainbow Hunt!

☑ Can you find...?



A toy that is red.

The name of your hair colour.

Clothing that is orange.

A brown tree.

A fruit that is yellow.

A green pond.

A food that is green.

The name of a purple plant.

Stationery that is blue.

The colours of your favourite toy.

A sock that is purple.



Something above you that is blue.

A fabric that is red.

Your friend's eye colour.

The name of an orange flower.

The colours of your favourite character.

The name of a yellow animal.

