

Junior Infants Core Learning: Monday 15th - Friday 19th June 2020

Hi everyone,

We hope you enjoyed engaging in our Minibeast themed home learning last week and we loved all the work you sent in. This week we are learning about space. We are also learning a little bit about animals as we will do a short 'virtual tour' of Dublin zoo on Zoom! It will be this Wednesday at 11:00 and we will send login details tomorrow.

We are continuing to send core learning to be completed. This includes a reader but please do not worry if your child is finding reading challenging. Equally, please feel free to move ahead if the book set is not at your child's level. Every child learns to read at their own pace. Most importantly, please take lots of time to play! This website has tonnes of ideas and guidance <https://www.gov.ie/en/campaigns/lets-play-ireland/>

Holly's class: <http://www.firhouseetns.ie/junior-infants-holly-2019-2020.html>

Bláithín class:

<http://www.firhouseetns.ie/junior-infants-blaacuteithiacuten-2019--2020.html>

Very best wishes to you and your families,
Bláithín and Holly.

Optional...	
Fly me to the moon	<ul style="list-style-type: none">The PDF contains lovely art activities that can be completed at home. The following pages are the most appropriate for junior infants<ul style="list-style-type: none">Page 1: the earth's moonPage 5: moon visitorsPage 18: catwalking on marsPage 21: our very special starPage 36: earth - our homehttps://ark.ie/content/files/Fly-Me-to-the-Moon-Schools-Activity-Sheets.pdf
Art competition Closes: 1st July!	https://www.nationalgallery.ie/art-and-artists/zurich-young-portrait-prize-2020
South Dublin Libraries	https://vimeo.com/user2260525 <ul style="list-style-type: none">Different activities and craft ideas
RTE jr podcasts	<ul style="list-style-type: none">Lots of lovely podcasts suitable for children of all ages. A family in our school took part in the Ecolution podcast on 20th May! https://rtejr.rte.ie/rtejr-listen/#radio_open
Down in the Jungle	https://www.youtube.com/watch?v=dFiqiQIHPwU
Shadows	Have a shadow puppet show with your family! See picture at the end of this document for some ideas. All you need is a torch, a blank wall, a dark room and your imagination!

English	
Topic	Activities
<p><i>Story</i> Oliver Jeffers 'How to catch a star'</p>	<ul style="list-style-type: none"> • Listen to the story • https://www.youtube.com/watch?v=3oQcKxE-ck • Discuss the story with your child. • Optional activities: https://intheplayroom.co.uk/wp-content/uploads/2014/03/How-to-Catch-a-Star-Activity-Sheets.pdf
<p><i>Tricky words</i></p> <p>Tricky words: are, all, the</p> <p>Sight words in the reader: in, is.</p>	<p>We are continuing to learn tricky words.</p> <p>Daily practice</p> <ul style="list-style-type: none"> • We can't sound out tricky words. That's why they're tricky! We learn to read them by sight. • Practise the tricky words until they can be read automatically. • See if your child can spot some tricky words when you are reading stories together. <p>Tricky word worksheet</p> <ul style="list-style-type: none"> • Children will be using the "Look, Cover, Write and Check" method. This is a great method to become familiar with as they will use this throughout primary school for spellings. • When the children are spelling the tricky words aloud, encourage them to use the <u>letter names</u>, not the sound. E.g. 'they' is spelled 't-h-e-y' not 'tuh-huh-eh-yuh'. • Children can also write a sentence using each tricky word. <p>Please feel free to continue spending 5 minutes a day revising the sounds. Refer to the 'Supporting Phonics at Home' document for ideas and activities. http://www.firhouseetns.ie/junior-infants.html</p>
<p><i>Reading</i></p> <p>"In the jungle"</p> <p>Collins Big Cat Readers</p> <p>Other optional readers: Pink A - How many animals?</p> <p>Pink B - In the forest, In the desert, In the sea</p>	<p>We will be assigning a reader each week. Readers can be accessed using the instructions below:</p> <p>Collins big cat readers</p> <ul style="list-style-type: none"> • Go to: https://connect.collins.co.uk/school/Portal.aspx# • Click teacher log in • Enter username: parents@harpercollins.co.uk • Password: Parents20! • Click "Collins Big Cat" • Start with band pink b books - you can filter the band at the side • <i>The story this week is on page 1 of the pink band B</i> • If you click the purple resources button, each book has a worksheet and an excellent parent/ teacher notes sheet. <p>Please let us know by emailing homelearning@firhouseetns.ie if you're having difficulty accessing the book.</p>

	<p>When Reading:</p> <ul style="list-style-type: none"> • Begin by looking at the title of the book. Make a prediction - what will this book be about? You can read the title of the book to the child. • Talk about the sounds they hear. • Go through each page of the book slowly at first. Guide your child to put their finger under each word they read. • Point out tricky words if the child doesn't notice them at first. • Use strategies as well as sounding out words: Looking at the picture, checking the first sound of the word. Could you figure it out using the first sound and the picture as clues? • Continue reading the book using a combination of these strategies. • Congratulate your child at the end - make a big deal! • This book should be read three times this week. It is okay if your child seems to know it by heart after the third time - they will recognise some words and use their strategies with confidence. Encourage them to put their finger under each word as they read it, as they may try to rush through.
<p>Gaeilge</p>	
<p>Exercise (achlíoct) trí Ghaeilge</p>	<ul style="list-style-type: none"> • Do 10@10 at least one day this week - choose 'Gaeilge' https://rtejr.rte.ie/10at10/
<p>Optional</p>	<ul style="list-style-type: none"> • Watch one episode as Gaeilge: https://www.cula4.com/en/ • Futa Futa have videos up from over the last few weeks of a few minutes reading as Gaeilge. They are available on their Facebook and on Instagram! Your child may not understand everything being read, but it is a great way to expose them to Gaeilge and the stories are suitable for their age group. https://www.facebook.com/futafata/videos/?ref=page_internal
<p>Ainmhithe (Animals)</p>	<ul style="list-style-type: none"> • Feic agus Abair: Look and Say • Feicim le mo shúilín beag: I spy with my little eye • Say the phrase and then circle the animal on the worksheet <p>Pronunciations of key words: Feicim le mo shúilín beag Fec-um le muh who-leen be-ug</p>

Gaeilge	Sounds like..	English
Síoraf	She-raf	Giraffe
Séabra	Say-brah	Zebra
Srónbhreannach	sh-rown-brah-nauk	Rhino
Goraille	gorilla	Gorilla
Nathair	nah-her	Snake

Maths

Number 9

- Make some sets of 9
- Find some sets of 9 around your home.
- When you have found a set of 9 in your home and outside, try and figure out some of the different ways you can make nine.
- Can you show the number story of 9? Can you count nine ice cubes? Can you find 9 stars in the night sky? Find nine toys in your home that you like to play with. If you had 5 pieces of lego and you found 4 other pieces, how many pieces of lego would you have altogether?
- Practise writing the number 9: do this in pencil, crayon, paint, make a rainbow 9, do some sensory writing: in rice, shaving foam, flour, make out of playdough.
- Use the number formation rhyme: *Make a loop and then a line, that's the way we make a nine.*

Capacity

This week we will explore the concept of capacity.

To explain in an easy term: capacity is how much a container can hold. The bigger the container, the more capacity it has.

In Junior Infants, we focus on **empty, (half full) and full**. We also talk about which container would hold more and which would hold less. You and your child can practise comparing capacity in a container (glass, cup, bowl, basin, bottle).



Simple capacity practise at home:




- Fill three containers of varying volumes with water (We added a cordial to make it easier to see the volume):
- Fill the containers to three different levels: empty, half full and full.
- Order the containers from least full to fullest.
- Compare two containers at a time and discuss which container is more full. Allow time to give a reason for their answer.

Additional activity:

- Count the number of full glasses it takes to fill a jug (or any other container)
- The same can be done with a small glass and a spoon.
- Talk about how you could fill the jug the quickest: with a glass or with a spoon. Which object would they prefer to use? Why?
- The easiest way to explore capacity is to let your child play with water and a variety of household containers!



Tricky words

Look and say	Look, say and write	Cover and write
		
are		
all		
the		
is		
in		

Tricky word sentences: You can use lined paper or blank paper, whichever you prefer.

Handwriting practice lines consisting of five sets of horizontal lines. Each set includes a solid top line, a dashed middle line, and a solid bottom line.

Gaeilge: Ainmhithe

Feicim le mo shúilín



Shadow Puppet show:



Handimania



If you want, you could create a shadow puppet show and retell the Oliver Jeffers story 'how to catch a star'. You could make a rocket, or a star or an astronaut!

You could use this template, or draw and cut out your own. There are more details in this booklet on page 3.

<https://intheplayroom.co.uk/wp-content/uploads>

[/2014/03/How-to-Catch-a-Star-Activity-Sheets.pdf](https://intheplayroom.co.uk/wp-content/uploads/2014/03/How-to-Catch-a-Star-Activity-Sheets.pdf)