

Junior Infants Core Learning: Monday 11th - Friday 15th May 2020

Hi everyone,

Each week, we are setting **core learning activities** for you to do. This work *should* be completed to the best of your ability and shared with us using the form on your class webpage by the end of the week. You can add a little note or comment about your work and how you are getting on if you wish.

Holly's class:

<http://www.firhouseetns.ie/junior-infants-holly-2019-2020.html>

Bláithín class:

<http://www.firhouseetns.ie/junior-infants-blaacuteeithiacuten-2019--2020.html>

This week we are celebrating World Book Day. We would love it if you could take a photo with a book you are reading or one of your favourite books. You don't have to be in the photo if you don't want to be! We can then upload all of the Junior Infants' favourite books to the website. In our school assembly at the end of the week, we are inviting everyone to dress up as their favourite book character. It's going to be lots of fun.

Very best wishes to you and your families,
Bláithín and Holly.

Optional...	
P.E.	<ul style="list-style-type: none">• P.E. at 9am each day - Joe Wicks (Youtube: P.E. with Joe)
Scavenger Hunt	<ul style="list-style-type: none">• Kitchen hunt is found at the end of this document.
Audiobook David Walliams	<ul style="list-style-type: none">• Each day at 11am https://www.worldofdavidwalliams.com/elevenses/
Borrow Box (online library)	<ul style="list-style-type: none">• Children can listen to audiobooks and read ebooks online using this app. Sign up at Libraries Ireland.
Art Zone	<ul style="list-style-type: none">• Free art classes every Tuesday and Friday @ 12pm on www.facebook.com/artzone.ie
Studyladder	<ul style="list-style-type: none">• Your child has an account with studyladder and can do three activities each day for free.
Eid al-Fitr	<p>This weekend, Ramadan will be over and Eid al-Fitr will be celebrated by many muslims.</p> <ul style="list-style-type: none">• Information about Eid al-Fitr https://www.twinkl.ie/resource/t-t-13117-eyfs-eid-powerpoint• Rameena's Ramadan story ends as Ramadan finishes and she celebrates Eid. https://www.twinkl.ie/resource/rameenas-ramadan-ebook-t-or-1353

English	
Topic	Activities
<p><i>Story</i></p> <p>'What the Ladybird Heard' - Julia Donaldson</p>	<ul style="list-style-type: none"> • Listen to the story 'What the Ladybird Heard' • https://www.youtube.com/watch?v=Eu9mPX7DuLA • When familiar with the story, retell in your own words. • The ladybird was the hero in this story. How did she save the day? Remember, heroes don't always have to be big or loud! • Every story has different parts or components - a problem, a solution, characters and settings. Discuss the story with your child. <ul style="list-style-type: none"> ○ What was the main problem in this story? ○ How was the problem resolved? How did the story work out? ○ Who are the main characters in the story? ○ Where was the story set? • Can you do a story map of this story? Show the route that the robbers <u>actually</u> took around the farm, or you could show the route that they <u>thought</u> they took. There is a page at the end of this that you could use, or you're welcome to make your own. • Can you match the animal to the noise they make? Draw a picture of each of these animals: pig, horse, dog and sheep. These are the noise words the animals make: oink, neigh, ruff and baa. Write the word of the noise they make beside the picture you draw of the animal. • Refer to 'supporting reading' document for more ideas - http://www.firhouseetns.ie/junior-infants.html
<p><i>Optional Art activity</i></p>	<p>Make your own ladybird from the story. You can use recyclable materials that you find in your home. Don't forget to count the number of spots on the ladybird's back.</p>
<p><i>Phonics</i></p> <p>Revise z, w, ng, v, oo, oo, y, x</p> <p>Sample words: zoo, zip, buzz, fizz, win, web, wet, went, wind, well, ring, sing, bang, song, wing, hang, long, king, van, vet, vest, give, good, wool, wood, foot, yes, yet, six, fox, fix, box, mix</p> <p>More challenging words: zebra, sneeze, zigzag,</p>	<p>We are revising the fifth set of sounds. 10 minutes of practise each day is perfect, but do whatever amount works for you and your family.</p> <p>Daily practise</p> <ul style="list-style-type: none"> • Point at each sound - his name is 'w' and he says 'wuh' • Do the action and sing the song <ul style="list-style-type: none"> ○ Songs can be found online - 'jolly phonics w song' • oo = 'uh' and 'ew' • Ask your child to think of words that have the sound <ul style="list-style-type: none"> ○ Say two words - ask your child to identify which word has the sound ○ Don't just use words that start with the sound - it can be in the middle or at the end too. <p>Phonics worksheet</p> <ul style="list-style-type: none"> • Children draw a picture of something that has each sound. • Children write each sound underneath their picture. • There is a template at the end of this document, but you are welcome to create your own. <p>Optional phonics related activities you can also do at home:</p>

<p>swim, twist, sting, spring, active, took, hook, woodland, yelp, next,</p>	<ul style="list-style-type: none"> • Sounding out words - refer to list for some examples, or think of your own! They can be real words or nonsense words. • Practise writing the sounds - use as many different colours as you can or practice making the letters in a bowl of rice, flour, sand, shaving foam, playdough, etc - anything you can think of! • Watch Alphablocks, and see if you can spot the sounds we're working on this week. • Refer to supporting phonics document for more ideas - http://www.firhouseetns.ie/junior-infants.html <p>If you would like to use an online resource, the following link can be helpful: https://slp.cjfallon.ie/</p> <ol style="list-style-type: none"> 1. Click 'activity book a' 2. Click unit 4 - the zoo 3. Choose a sound and an activity
--	--

Gaeilge

<p>Exercise (achlíoht) trí Ghaeilge</p>	<ul style="list-style-type: none"> • Do 10@10 at least one day this week - choose 'Gaeilge' https://rtejr.rte.ie/10at10/
---	--

<p>Is maith liom agus ní maith liom</p> <p>**We recommend using a browser which allows adobe flash**</p> <p>Please let us know if it does not work for you.</p> <p>If you would like another option to hear the words being said aloud as gaeilge (in irish), you could use www.teaglann.ie . Instructions on how to use this can be found on the Junior Infant home learning page.</p>	<ul style="list-style-type: none"> • Éist agus abair - Listen and Say • http://sraith.pdsttechnologyineducation.ie/Sraith_35_2014_v1/player.html • Tarraing pictiúr - Draw a picture of each gaeilge word • Scríobh abairt - Is maith liom (I like.....). Ní maith liom... (I don't like). <table border="1" data-bbox="598 1115 1249 1713"> <thead> <tr> <th>Gaeilge</th> <th>Sounds like..</th> <th>English</th> </tr> </thead> <tbody> <tr> <td>úll</td> <td>ewl</td> <td>apple</td> </tr> <tr> <td>banana</td> <td>banana</td> <td>banana</td> </tr> <tr> <td>bainne</td> <td>bon-eh</td> <td>milk</td> </tr> <tr> <td>uisce</td> <td>ish-keh</td> <td>water</td> </tr> <tr> <td>cáca</td> <td>caw-ca</td> <td>cake</td> </tr> <tr> <td>cáis</td> <td>caw-sh</td> <td>cheese</td> </tr> <tr> <td>brioscaí</td> <td>bris-key</td> <td>biscuits</td> </tr> <tr> <td>arán</td> <td>ar-on</td> <td>bread</td> </tr> </tbody> </table> <ul style="list-style-type: none"> • Faigh an bia i do theach! • Find the food in your home! 	Gaeilge	Sounds like..	English	úll	ewl	apple	banana	banana	banana	bainne	bon-eh	milk	uisce	ish-keh	water	cáca	caw-ca	cake	cáis	caw-sh	cheese	brioscaí	bris-key	biscuits	arán	ar-on	bread
Gaeilge	Sounds like..	English																										
úll	ewl	apple																										
banana	banana	banana																										
bainne	bon-eh	milk																										
uisce	ish-keh	water																										
cáca	caw-ca	cake																										
cáis	caw-sh	cheese																										
brioscaí	bris-key	biscuits																										
arán	ar-on	bread																										

<p>Optional</p>	<ul style="list-style-type: none"> • Watch one episode as Gaeilge: https://www.cula4.com/en/ • Futa Fata broadcast a few minutes reading as Gaeilge for little ones at 11am Monday - Friday via their Facebook and on Instagram! Your child may not understand everything being read, but it is a great way to expose them to Gaeilge and the stories are suitable for their age group. shorturl.at/eAI23
-----------------	--

Maths	
Topic	Activities
<p>Number 5</p> <p>Online resource which is nice for daily practise, if you wish: https://ie.ixl.com/standards/maths/jr-infants</p>	<ul style="list-style-type: none"> • Make some sets of 5 • Find some sets of 5 around your home - 5 t-shirts, 5 plates, 5 grapes. • Write the story of number 5: 5 and (+) 0 makes (=) 5 0 and 5 makes 5 4 and 1 makes 5 1 and 4 makes 5 3 and 2 makes 5 2 and 3 makes 5 1 and 1 and 1 and 2 makes 5 1 and 2 and 2 makes 5 • Can you show the number story of 5? You could use lego or blocks for this, or you could practise by putting food onto plates e.g. first plate has three grapes, second plate has 2 grapes, how many grapes altogether? What other household objects could you use? • Practise writing the number 5: do this in pencil, crayon, make a rainbow one, do some sensory writing: in rice, shaving foam, flour, make out of playdough. • Use the number formation rhyme: <i>Down and around and a flag on high, that's the way you make a five.</i>
<p>Money</p> <p>Recognising 1 cent, 2 cent and 5 cent coins</p> <p>Understanding that a 5 cent coin is worth five 1 cent coins</p>	<ul style="list-style-type: none"> • We are going to focus on understanding the value of each coin i.e. that a five cent coin is worth five 1c coins or two 2c and one 1c coins. This is a really tricky concept for children in Junior Infants to grasp, and it will be retaught next year so do not worry or spend too much time on it if your child is struggling. <p>Play with the coins: games of shop and banker. If you have 1c, 2c or 5c coins at home it would be great to use them and let the children become familiar with them.</p> <ul style="list-style-type: none"> • Shop: Label some household objects different amounts up to 5c and problem solve paying for them together. <ul style="list-style-type: none"> ◦ E.g. an apple if 3c. What could we use to pay for the apple? We could use a 2c and a 1c coin. We could give a 9c, and then the shopkeep will give us some change. • Bank: Let your child 'trade in' their 1c and 2c coins for 5c coins. <p><u>Worksheet</u></p> <ul style="list-style-type: none"> • If you have two 1c coins, that means you have 2c, because 1c and 1c makes 2c. • Linked below is a worksheet: In each box there are coins. Ask your child to count the coins and add it up to ___ cent. E.g. There are 2 1c coins and a 2c coin in the box, which means there is 4 cent in the box. • Focus on the number on the coin, rather than the amount of coins. This can be tricky as many children will want to count the coins rather than add the value.

Phonics worksheet

Z	
	z

W	
	w

oo	
	oo

v	
	v

y	
	y





x	
	x

ng	
	ng

Money worksheet

Count how many cents are altogether in each box.

Focus on the number on the coin, rather than the amount of coins.

	C
	C
	C
<p>Challenge box</p> 	C

Scavenger hunt this week:

Kitchen Hunt!

Can you find...?

- Teaspoon 
- Ladle 
- Plate
- Washing up liquid
- Towel 
- Ketchup
- Flour 
- Salt
- Washing Machine 
- Sponge 
- Dishcloth
- Fridge
- Cheese 
- Jam 
- Dish rack
- Straws
- Oven

